

File NO. : FiiO-GCZD-2013-1-26

File category : [maintenance instruction]

Item NO. : E12

Code NO. : 5530035

Released by : Engineering Dept.




Date : 2013-1-26

Readers: FiiO manufacturing dept, quality dept and FiiO official agents , users

### Maintenance instruction of changing E12' S main board

In order to make customers more satisfied, speed up the procedures of handling repaired products and reduce the both way shipping cost, so from next year sales agents will do the board-level maintenance for the models whose value is high and motherboard is easy to change. (Changing the motherboard instead of changing spare parts)

This maintenance instruction is suitable for sales agents or users who will change E12' s main board .Please see following details:

<p>Detail</p> <p>S</p>	 	
	<p>Tools for disassembling E12 ( "+" shape screw driver, tweezers, soldering iron)</p>	
	<p>1. Disassembling</p> 	

Take out two screws in backboard with a "+" shape screwdriver and then open the back board, see above pictures.




2. Take off BASS button. Inserting into the bottom of aluminum button with tweezers and then pray it out properly.



3. Push the stand of the main board inward properly, then take it out after pushing off. See above pictures.




4. Pull out the potentiometer knob with your hand properly, see above pictures.





5. Use the tweezers to take left/right buckles out properly, see above pictures.



7. Wring out potentiometer nub with tweezers ,and then wring out three screws of the main board, please see above pictures.



8. Take out the battery with soldering iron, and then take out the hardware chips ,see above pictures.

	 <p>9. Take out the silicone bond of potentiometer with tweezers, see above pictures.</p>  <p>10. Change the new main board and then assemble it in the opposite way.</p>
<p>Appli catio n</p>	<p>Suitable for sales agents/users to fix or change the main board.</p>
<p>remar ks</p>	

*Draft( Engineer dept.): Huanshan Li 2013/1/26*

*Review(Quality dept.) Willson 2013/1/26*

*Approve( Manager) James 2013/1/26*