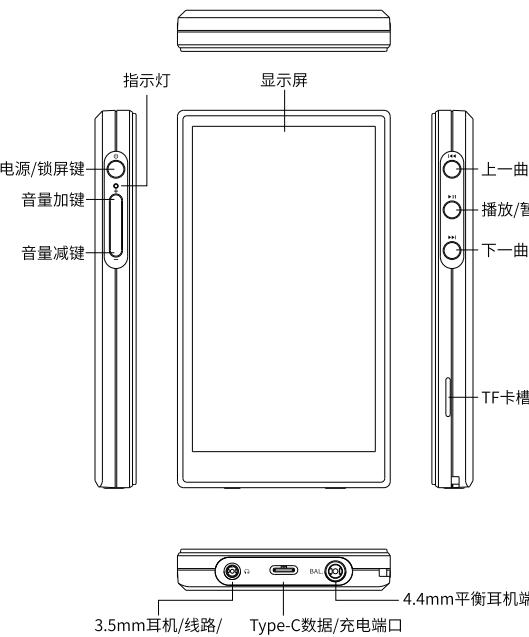


简体中文 便携高清无损音乐播放器

**机器接口介绍 (图片仅供参考, 具体以实物为准)**



2

简体中文 便携高清无损音乐播放器

**开/关机**  
长按电源/锁屏键开机,首次开机时,选择相应语言,点击完成进入主界面;开机状态下长按电源/锁屏键出现关机提示框,可选择关机或重启。

**手势操作**  
返回上一级:从屏幕左侧边缘向右滑动或屏幕右侧边缘向左滑动  
返回桌面:从屏幕下方上滑  
多任务管理:从屏幕下方上滑并停留

**固件升级**

- **OTA在线升级**  
打开WiFi并连接到可用网络即可自动检测是否有新版本固件更新。若未检测到新版本,可尝试前往“技术支持-固件升级-在线升级”,点击“检查更新”进行手动检测更新。
- **本地升级**  
请前往官网下载升级固件,并按相应教程进行版本升级。  
下载地址: <http://www.fiio.com/supports>

**注意事项**

- ★ 请勿将电池置于高温环境中,电池浸水后禁止使用,若出现膨胀,请勿继续使用。禁止拆解、撞击、挤压、刺破电池或将电池投入火中。
- ★ 请勿将设备置于温度过高或过低(45°C以上0°C以下),请勿将设备放置在车内存密闭高温环境中。
- ★ 不可自行维修、拆卸和将产品放在有水的地方。
- ★ 当长期没有使用本产品时,需要定期给产品充电,以保证电池寿命。
- ★ 当您在使用耳机时,会因此听不清外界环境声音,为了您的安全,请避免在危险环境中使用耳机。
- ★ 搭配电压过高的充电器充电可能会损坏机器,请选择推荐使用的充电器进行充电。
- ★ 系统发生故障导致死机时,可尝试长按“电源/锁屏键”10秒以上,强制重启机器。

2

简体中文 便携高清无损音乐播放器

**包装清单** (请核对包装内是否包括以下物品)

- JM21主机
- 主机清水套
- 售后维修卡
- 镜片保护膜 (出厂贴在主机上)
- USB数据线
- 快速入门

**了解更多**

- 有关JM21的相关视频说明和常见问题解答 (FAQ), 请扫描JM21 FAQ二维码。
- 了解产品更多信息请访问: [www.fiio.com](http://www.fiio.com)
- 了解产品详细使用说明请访问 <https://www.fiio.com/supports> 下载相关文件查阅。
- 在JM21的“设置-系统-法律信息”中, 可以查看产品的CMIIT-ID



产品名称: 便携高清无损音乐播放器  
产品型号: F3061M  
额定输入: 5V=2A  
尺寸: 约120.7x68x13mm  
重量: 约156g  
执行标准: Q/FADZ 1-2017  
制造厂: 广州飞傲电子科技有限公司  
地址: 广州市白云区龙归街夏良路21号

由于产品不断改进, 各项规格及设计随时更改, 恕不另行通知。

3

环保材料说明

产品中有毒物质的名称及含量

部件名称	有害物质					
	铅 (Pb)	汞 (Hg)	镉 (Cd)	六价铬 (Cr,VI)	多溴联苯 (PBB)	多溴二苯醚 (PBDE)
PCB	X	O	O	O	O	O
PCBA 焊点	X	O	O	O	O	O
元器件	X	O	O	O	O	O
显示屏*	X	O	O	O	O	O
电池*	X	O	O	O	O	O
外观件	O	O	O	O	O	O
配件*	X	O	O	O	O	O

注: 表中标记“X”的部件, 皆因全球技术发展水平限制而无法实现有害物质的替代。  
带\*号部件表示如果在您所购买的产品中无该部件, 请忽略表中该部件信息。  
O: 表示该有害物质在该部件所有均质材料中的含量均在GB/T 26572-2011规定的限量要求以下。  
X: 表示该有害物质至少在该部件的某一均质材料中的含量超出GB/T 26572-2011规定的限量要求。

根据中国电子行业标准SJ/T 11364-2014 和相关的中国法律法规, 本产品及其某些内部或外部组件上可能带有环保使用期限标识。取决于组件和组件制造商, 产品及其组件上的使用期限标识可能有所不同。组件上的使用期限标识优先于产品上任何与之相冲突的或不同的环保使用期限标识。

10 此环保使用期限只适用于产品在规定的条件下工作

4

English Portable High Resolution Music Player

**Buttons and Ports Labeled**  
(Pictures are for reference only. The actual product may vary)



5

English Portable High Resolution Music Player

**Power on/off**  
Hold the Power/Lock button to turn on the JM21. On its first startup, tap the preferred language onscreen to enter the main UI. Hold the Power/Lock button while the JM21 is on and a shutdown dialogue will pop up. You can select to turn off or reboot the player.

**Gesture Operation**  
Return to previous menu: Swipe right from the left edge of the screen, or swipe left from the right edge.  
Return to homepage: Swipe up from the bottom edge of the screen.  
Multitask managing: Swipe up from the bottom edge of the screen and then hold.

**Firmware Upgrade**

- **OTA (Over-the-Air) online upgrade**  
Turn on the WiFi function on the JM21 and connect it to an available network. It will automatically detect if there is a new firmware. If no firmware is detected, please go to “Technical Support -> Firmware Update -> Online Upgrade” to check and upgrade the firmware manually.
- **Local upgrade**  
Please download the firmware on our website and follow relevant instructions to upgrade it.  
Download link: <http://www.fiio.com/supports>

6

English Portable High Resolution Music Player

**Notes and Precautions**

- ★ Please do not put the battery in a high-temperature environment. The battery is prohibited from use if it is soaked in water, or if it gets swollen. Please do not disassemble, hit, crush, or puncture the battery, and do not put it on fire.
- ★ Please do not place the device in circumstances of excessive high/low temperatures (above 45°C or below 0°C), or in an enclosed high-temperature environment, such as in a car.
- ★ Please do not repair or disassemble the product on your own and do not put it in water.
- ★ Please charge the battery on a regular basis to secure the battery life if this product has not been used for a long time.
- ★ You might not be able to hear the sound of the surroundings when using headphones. For your safety, please avoid using headphones in dangerous situations.
- ★ It is recommended to use a suitable charger in case of a high-voltage adapter causing damage to the device.
- ★ In the likely event that the JM21 hangs up, you may hold the Power/Lock button for over 10 seconds to force a reboot.

**List of Items Included**  
(please check if the following items are included)


- JM21 unit
- Screen protector (applied on the JM21 in factory)
- Clear case
- USB data cable
- Quick start guide
- Warranty card

7

English Portable High Resolution Music Player

**To Learn More**

- For related video instructions of the JM21 and FAQ (Frequently Asked Questions), please scan the QR code below.
- To learn more about the product, please visit our website: [www.fiio.com](http://www.fiio.com)
- For detailed instructions of the JM21, please visit <https://www.fiio.com/supports>
- To check the CMIIT-ID of the JM21, please go to the menu of Settings->System->Legal information.



Due to continuous improvement, every specification and design is subject to change at any time without further notice.

**WEEE Directive & Product Disposal**


At the end of its serviceable life, this product should not be handed as household or general waste. It should be handed over to the applicable collection point for the recycling of electrical and electronic equipment, or returned to the supplier for disposal.

Internal/Supplied Batteries:  
This symbol on the battery indicates that the battery is to be collected separately. This battery is designed for separate collection at an appropriate collection point.

8

English Portable High Resolution Music Player


Qualcomm is a trademark of Qualcomm Incorporated, registered in the United States and other countries. aptX is a trademark of Qualcomm Technologies International, Ltd., registered in the United States and other countries.



Hereby, Guangzhou FIIO Electronics Technology Co., Ltd declares that this device is in compliance with Directive 2014/53/EU. The full text of the EU declaration of conformity is available at: [www.fiio.com/doc](http://www.fiio.com/doc)

Function	Frequency	Maximum output power
Bluetooth	2402-2480MHz	7dBm
	2412-2472MHz	14dBm
WiFi	5180-5320MHz	12dBm
	5500-5825MHz	11.8dBm

For this radio device, the following restrictions on putting into service or of requirements for authorisation of use apply in BE, BG, CZ, DK, DE, EE, IE, EL, ES, FR, HR, IT, CY, LV, LT, LU, HU, MT, NL, AT, PL, PT, RO, SI, SK, FI, SE, UK, IS, LI, NO, CH, TR: 5150-5350 MHz band is restricted to indoor operations only.



Any Changes or modifications not expressly approved by the party responsible for compliance could void the user's authority to operate the equipment.

9

English Portable High Resolution Music Player

**FCC NOTICE:**  
This equipment has been tested and found to comply with the limits for a Class B digital device, pursuant to Part 15 of the FCC Rules. These limits are designed to provide reasonable protection against harmful interference in a residential installation. This equipment generates, uses and can radiate radio frequency energy and, if not installed and used in accordance with the instructions, may cause harmful interference to radio communications. However, there is no guarantee that interference will not occur in a particular installation. If this equipment does cause harmful interference to radio or television reception, which can be determined by turning the equipment off and on, the user is encouraged to try to correct the interference by one or more of the following measures:  
•Reorient or relocate the receiving antenna.  
•Increase the separation between the equipment and receiver.  
•Connect the equipment into an outlet on a circuit different from that to which the receiver is connected.  
•Consult the dealer or an experienced radio/TV technician for help.

The equipment complies with FCC radiation exposure limits set forth for an uncontrolled environment. The equipment should be installed and operated with minimum distance 20 cm between the radiator & your body.

Any Changes or modifications not expressly approved by the party responsible for compliance could void the user's authority to operate the equipment.

10